

The City of Burnside thanks you for your considerate parking, which enhances the safety and amenity of our community.



401 Greenhill Road, Tusmore SA 5065
PO Box 9, Glenside SA 5065
T 08 8366 4200 F 08 8366 4299
burnside@burnside.sa.gov.au
www.burnside.sa.gov.au

This information is provided as a general guide and should not be taken as legal advice.

For further information:

Australian Road Rules

www.austlii.edu.au/au/legis/sa/consol_reg/arr210/

Expiation of Offences Act 1996

www.austlii.edu.au/au/legis/sa/consol_act/eooa1996209/

City of Burnside Parking Policy

www.burnside.sa.gov.au/Council/Policies



Parking in Burnside

A straightforward guide to safe, sensible and thoughtful parking.



www.burnside.sa.gov.au

There are many good reasons to look for and follow the instructions on parking signs in the City of Burnside.

As a resident or a visitor, you will be helping yourself and others by reducing traffic congestion, improving road safety, letting buses, service and emergency vehicles navigate our streets more easily and effectively, as well as improving the overall look and feel of the local environment. Not only that, you will also avoid the fines that are applicable to various parking offences under the Australian Road Rules and help us help you with better management of our parking and traffic flow.

The Signs to Look For



No Stopping

Australian Road Rules no. 167

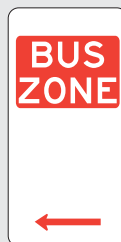
This sign clearly indicates that you are not permitted under any circumstances to stop on any section of a road to which this sign applies – not even for a few seconds for a drop-off or pick-up. The arrow indicates the direction in which the prohibition applies.



No Parking

Australian Road Rules no. 168


You may stop your vehicle where this sign is erected but only for loading or unloading passengers or goods, and only briefly – no more than two minutes, or the time shown on the sign itself. You must also stay within three metres of your vehicle.



Bus Stops and Zones

Australian Road Rules no. 183


To assist with the efficient operation of public transport in your area you must not stop your vehicle in an area that is indicated by a Bus Zone sign. If there is no sign, you must not stop within 20 metres of the approach of a Bus Stop, or 10 metres following it.



Permissive Parking

Australian Road Rules no. 205

These signs, known as Permissive Parking signs, are used in areas that attract high levels of vehicles, and are there to help with a regular 'turn over' of vehicles so that more people get a chance to park. The 'P' actually stands for Permissive, and the number indicates how long you can park there continuously before having to move your vehicle. These signs also usually show the times and days to which these restrictions apply.



Clearway

Australian Road Rules no. 176

These signs are usually installed on main artery roads that see a high volume of traffic at certain times of the day. It is both unsafe and illegal to park or stop during the times and days noted on the signs as it will seriously impede the flow of traffic.

Residential Parking Permits

If you live on a Burnside street that has parking restrictions with resident exemption you may be eligible for a Residential Parking Permit.

Download an application form from www.burnside.sa.gov.au or call Council on 8366 4239. The exemption does not apply until the permit is issued and clearly displayed on your vehicle.

Helpful Parking Hints

All of the parking examples in the photographs below are in contravention of the Australian Road Rules and subject to expiation. There are only three correct ways to park: either in a designated car park, legally on the road by the kerbside in compliance with any instructional signs or lines, or park within the boundary of your own property.

Footpaths and Nature Strips

Australian Road Rules no. 197 (1)

For the safety of, and as a courtesy to, pedestrians, and for the better maintenance of your environment, you must not park (even partially) on footpaths or nature strips.



Yellow Lines

Australian Road Rules no. 169

Yellow lines are placed where they are for safety reasons. Vehicles must not stop or park on a yellow line, or any part of a yellow line.



Driveways

Australian Road Rules no. 198 (2)

You must not park your vehicle in a way that blocks (even partially) other vehicles from entering or leaving any driveway, even if this is a crossover to your own property.



Oops, Wrong Way!

Australian Road Rules no. 208 (3)

You must park your vehicle facing the same direction in which you're travelling, which is of course the side you would lawfully drive on. To do otherwise is a huge safety risk for you and other road users, especially when you are re-entering the traffic flow from the wrong direction.



Parking at Schools

Follow the School Rules and Keep Our Children Safe

Here at Burnside we are very aware of the need to keep our children safe on the way to and from school, which is why there are a variety of parking restrictions at and near our schools.

These restrictions also help to optimise traffic movement, making drop-offs and pick-ups as safe and easy as possible.



No Stopping Zones

Australian Road Rules no. 167

These zones are usually right next to school entrances and the approach and departure sides of school crossings. This helps to keep traffic to one side of the street, reducing congestion.

You must not stop your vehicle in a No Stopping Zone, not even for a few seconds.

No Parking Zones

Australian Road Rules no. 168

There is a two-minute Passenger Loading Limit in a No Parking Zone, which means you may stop to immediately pick up or drop off children. Please drive off as soon as possible, as this really helps with the quick and safe turnover of vehicles.

You must not leave your vehicle parked or unattended in a no parking zone. Unattended vehicles will be fined so if you need to stop your vehicle for more than two minutes or leave your vehicle please park legally elsewhere.



Yellow Lines

Australian Road Rules no. 169

The yellow lines in the streets around schools are there to provide even greater safety near corners and driveways. You must not park your vehicles (even partially) on a yellow line at any time.

School Crossings

Australian Road Rules no. 171

The safety of school children, teachers and parents is greatly enhanced by dedicated and clearly marked school crossings.

You may not stop or park within 20 metres of the approach or 10 metres of the departure side of any school crossing.

Double Parking

Australian Road Rules no. 189

Drivers must not stop next to a parked vehicle when picking up or dropping off children, not even for a few seconds. This practice creates a dangerous situation at any time on any street, but the risks are greatly increased near schools, especially when children are entering or leaving.

Safe, sensible and thoughtful parking is a sign of community respect.
Thank you for playing your part.

